



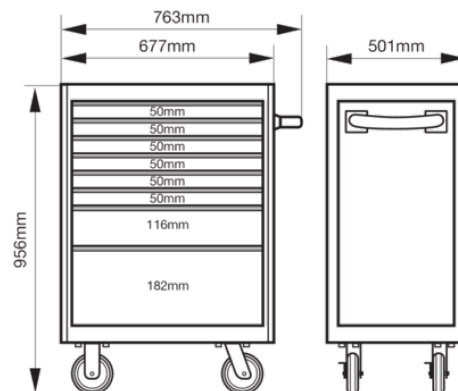
**1475K8**

## **26" Classic C75 Tool Trolleys with 8 Drawers**



### PRODUCT DETAILS










- 8 drawer trolley
- Lock & Go! latching system prevents drawers from opening when the trolley is being moved
- Fully opening drawers with aluminium trims
- Scratchproof powder coating
- Double walled case : if the outside wall is damaged in a collision, the double walled case ensures that the drawers will always open
- Solid steel construction : the double walled case is strengthened with strategically positioned welding points
- Anti-slip rubber worktop
- A solid handle that can be fixed in both side of the trolley
- Strong and secure round locking system protects the trolley against theft
- Noiseless rubber wheels 150x50 mm with 2 brakes ensure maximum stability : 2 fixed and 2 swivel with brake
- Drawers internal dimensions:
  - (2 x) 881 x 445 x 53 mm
  - (3 x) 881 x 445 x 118 mm
  - (1 x) 881 x 445 x 184 mm
- Available in different colours



**Follow the Fish!**



## PRODUCT ATTRIBUTES

Product										RAL
<b>1475K8</b>	956 x 501 x 763 mm	600 kg	8	445 mm	543 mm	30 kg	125 mm	30 mm	73.40 kg	2009
<b>1475K8BLACK</b>	956 x 501 x 763 mm	600 kg	8	445 mm	543 mm	30 kg	125 mm	30 mm	73.40 kg	9005
<b>1475K8BLUE</b>	956 x 501 x 763 mm	600 kg	8	445 mm	543 mm	30 kg	125 mm	30 mm	73.40 kg	5002
<b>1475K8RED</b>	956 x 501 x 763 mm	600 kg	8	445 mm	543 mm	30 kg	125 mm	30 mm	73.40 kg	3001

Follow the Fish!

