



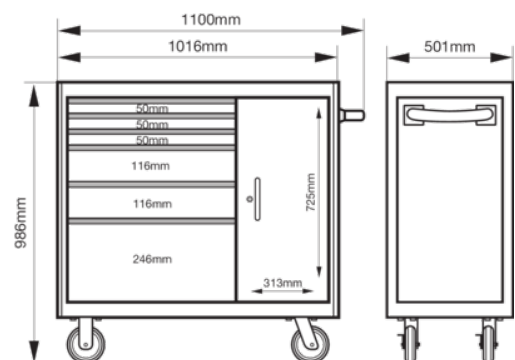
1475KXL6C

40" Classic C75 Tool Trolleys with 6 Drawers and Side Cabinet



PRODUCT DETAILS










- 6 drawer extra large capacity trolley with cabinet
- Lock & Go! latching system prevents drawers from opening when the trolley is being moved
- Fully opening 30kg capacity drawers equipped with ball-bearing sliders for smooth opening
- Scratchproof powder coating
- Double walled case : if the outside wall is damaged in a collision, the double walled case ensures that the drawers will always open
- Solid steel construction : the double walled case is strengthened with strategically positioned welding points
- Anti-slip rubber worktop
- A solid handle that can be fixed in both side of the trolley
- Strong and secure round locking system protects the trolley against theft
- Noiseless rubber wheels 150x50 mm with 2 brakes ensure maximum stability : 2 fixed and 2 swivel with brake
- Available in different colours
- Add a variety of accessories to the side panels



Follow the Fish!



PRODUCT ATTRIBUTES

Product										RAL
1475KXL6C	986 x 501 x 1100 mm	1100 kg	6	445 mm	543 mm	30 kg	150 mm	50 mm	95.20 kg	2009
1475KXL6CBLACK	986 x 501 x 1100 mm	1100 kg	6	445 mm	543 mm	30 kg	150 mm	50 mm	95.20 kg	9005

